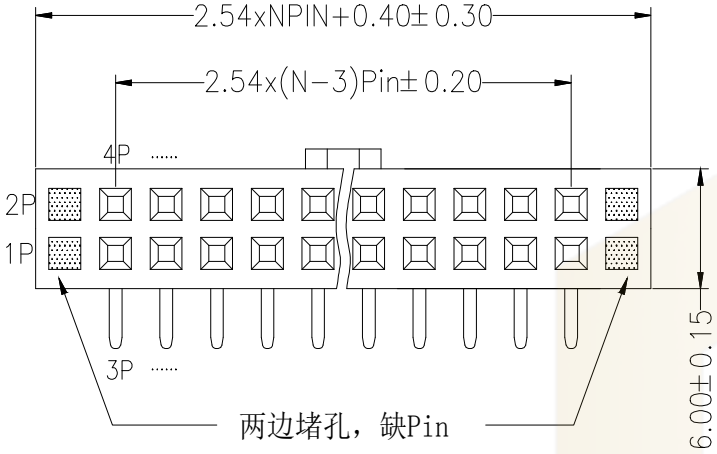

Recommended P.C.B Layout(Top Side)
(PCB BOARD TOLERANCE±0.05)

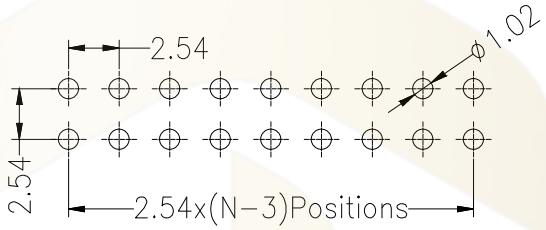

SPECIFICATIONS
Rated Current:3.0AMP
Contact Resistance:20mΩ Max
Withstand Voltage:1000V AC/DC
Insulation Resistance:1000MΩ Min
Operation Temperature:-40°c to +105°c

Contact Material:Copper Alloy
Contact Plating:Au or Sn Over Ni
Insulator Material:Polyester(UL94V-0)
Standard: PA6T
Max.Processing Temp: 260°C±5°C 5S

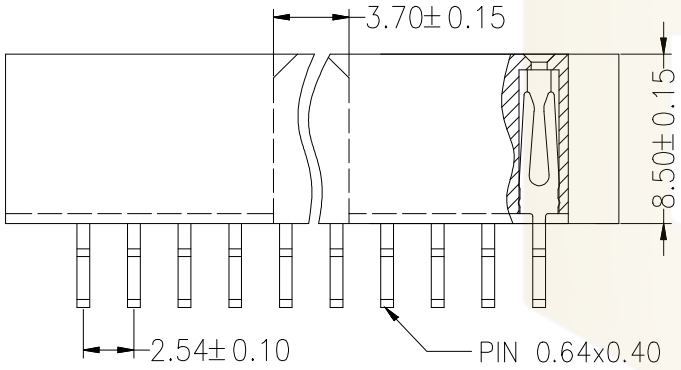

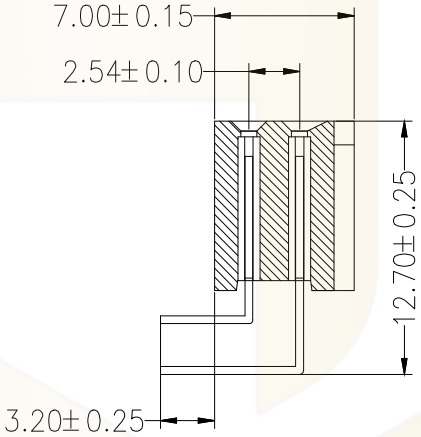

Ordering Information

PM 254 - * - N - W - * - BPQ* - **

- No.of Rows: 1=Single Row, 2=Dual Row
- No.of Pins: 02-40Pin
- Type: Z=直针, W=弯针, S=叉脚, WS=弯脚
- Length (Plastic) (塑高)
- Option Type (缺Pin序号): BP=With Bump
- Contact Plating: G0:Gold Flash, G1:1u" Gold, G2:3u" Gold, G3:5u" Gold, G4:10u" Gold, G5:15u" Gold, G6:30u" Gold

深圳市华灿天禄电子有限公司 工程专用章

			GENERL TOLERANCE	制 图 DRAWING		深圳市华灿天禄电子有限公司 ShenzhenhuacantianluELECTRONICS CO.,LTD			
			DIM TOL	审 核 CHECK					
			X.X ±0.30	批 准 APPROVAL		产品名称 TITLE	2.54双排 排母 正弯 带凸台 缺针(塑高8.5)	版 本 REV.	A
			X.XX ±0.20	比 例 SCALE					
1	初版发行		X.XXX ±0.10	投 影 Projection		产品料号 PART NO.	PM254-2-N-W-8.5-BPQX-XX(L12.7)	单 位 UNITS	mm
序号 No.	变更内容 MODIFY CONTENT	日 期 MODIFY DATE	Angle ±3.0°			材 料 MATERIAL		页 次 SHEET	1/1