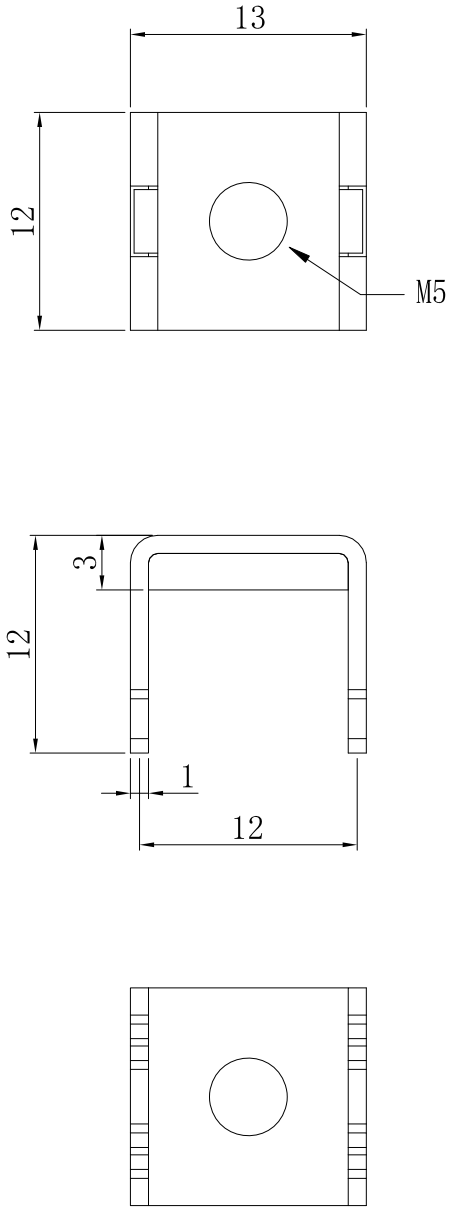

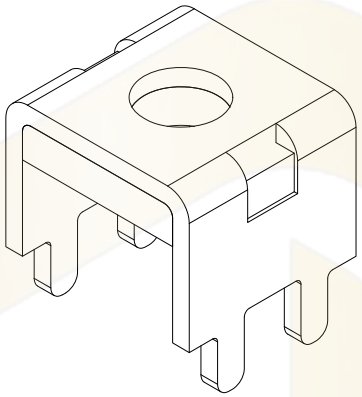

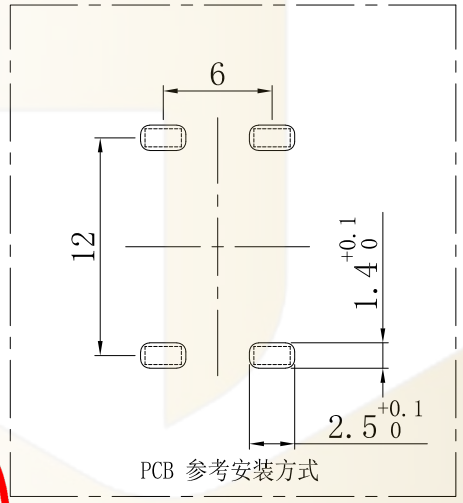

PCB 参考安装方式

NOTES:
备注

1. Brass or purple copper, Bright tin-plating
   黄铜或紫铜，镀亮锡
2. Wire screw hole M5
   压线螺孔M5
3. Current Rating: 60A
   额定电流:60A
4. There shall be no defects such as pin deformation and burrs.
   不得有脚变形，毛刺等缺陷
5. Unmarked dimensions refer to tolerances
   未标注的尺寸参考公差

Ordering Information

HC - * ** * * - **** - * *** * - 07

- Type: I=Pull Teeth (抽牙); RN=Rivet Nut (铆螺母); RG=Rivet Gasker (铆垫片)
- Thickness: 08=0.8mm, 10=1.0mm, 12=1.2mm, 15=1.5mm, 20=2.0mm, 25=2.5mm, 30=3.0mm, 32=3.2mm
- Screw Thread: 3=M3 (螺牙), 4=M4 (螺牙), 5=M5 (螺牙), 6=M6 (螺牙)
- Welding Feet (焊脚): 2=2个, 4=4个, 6=6个, 8=8个, ...
- Series: 0808=8x8mm, 1620=16x20mm, ...
- D=DIP, S=SMT, FD=Flag Dip
- Product No. 产品序号
- Material: 默认=Copper (黄铜); RC=Red Copper (紫铜)

工程专用章

			GENERL TOLERANCE	制 图 DRAWING	07	深圳市华灿天禄电子有限公司 ShenzhenhuacantianluELECTRONICS CO.,LTD		
			DIM TOL	审 核 CHECK				
			5 or more ±0.35	批 准 APPROVAL		产品名称 TITLE	PCB 焊接端子 厚度1.0 插板 铆垫片 M5 4焊脚 13x12x12mm	版 本 REV. A
1	初版发行		2~5 ±0.25	比 例 SCALE		产品料号 PART NO.	HC-RG1054-1312-D327-07	单 位 UNITS mm
序号 No.	变更内容 MODIFY CONTENT	日 期 MODIFY DATE	0~2 ±0.15	投 影 Projection		材 料 MATERIAL		页 次 SHEET 1/1
			Angle ±3.0°					