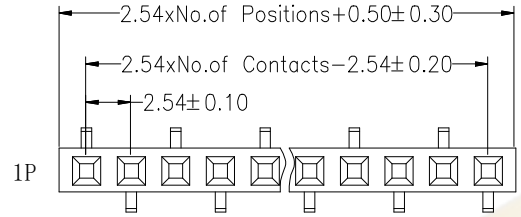

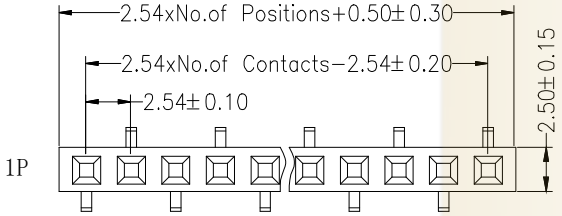

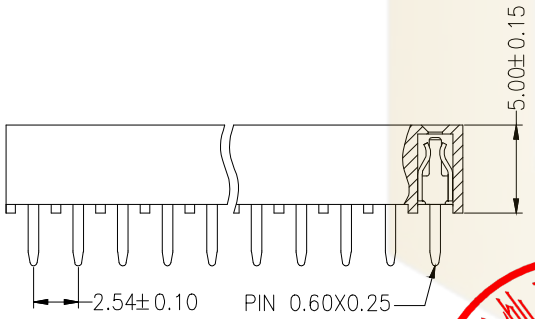

Recommended P.C.B Layout(Top Side)
(PCB BOARD TOLERANCE±0.05)

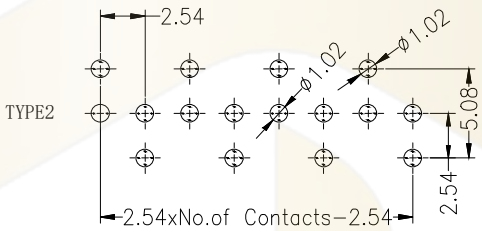

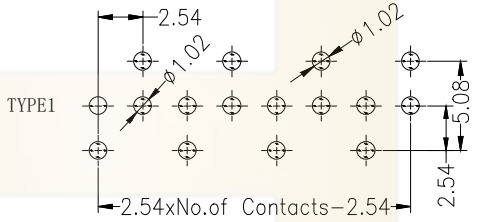

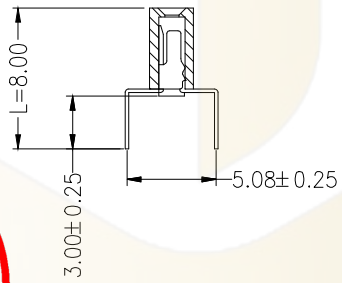

SPECIFICATIONS
Rated Current:3.0AMP
Contact Resistance:20mΩ Max
Withstand Voltage:1000V AC/DC
Insulation Resistance:1000MΩ Min
Operation Temperature:−40°C to +105°C

Contact Material:Copper Alloy
Contact Plating:Au or Sn Over Ni
Insulator Material:Polyester(UL94V−0)
Resistance To Soldering Heat:
265°C±5°C, 10s(PA6T&PA9T&LCP insulator)

Ordering Information

PM 254 − * − N − WC − * − **

- No.of Rows: 1=Single Row, 2=Dual Row
- No.of Pins: 2−40Pin
- Type: Z=直针, W=弯针, S=立贴, WS=卷贴, WU=两头弯针, WC=蜈蚣脚
- Length (Plastic) (塑高)
- Contact Plating: G0:Gold Flash, G1:1u" Gold, G2:3u" Gold, G3:5u" Gold, G4:10u" Gold, G5:15u" Gold, G6:30u" Gold, S0:Gold Flash/Tin, S1:Tin

深圳市华灿天禄电子有限公司
工程专用章

			GENERL TOLERANCE	制 图 DRAWING		深圳市华灿天禄电子有限公司 ShenzhenhuacantianluELECTRONICS CO.,LTD		
			DIM TOL	审 核 CHECK				
			X.X ±0.30	批 准 APPROVAL		产品名称 TITLE	2.54单排 排母 蜈蚣脚(塑高5.0)	版 本 REV. A
			X.XX ±0.20	比 例 SCALE		产品料号 PART NO.	PM254-1-N-WC-5.0-XX(L8.0)	单 位 UNITS mm
			X.XXX ±0.10	投 影 Projection		材 料 MATERIAL		页 次 SHEET 1/1
1	初版发行		Angle ±3.0°					
序号 No.	变更内容 MODIFY CONTENT	日 期 MODIFY DATE						