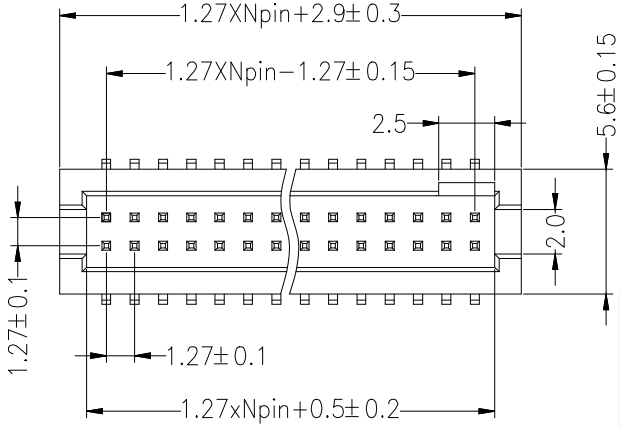

Recommended P.C.B Layout(Top Side)
(PCB BOARD TOLERANCE±0.05)

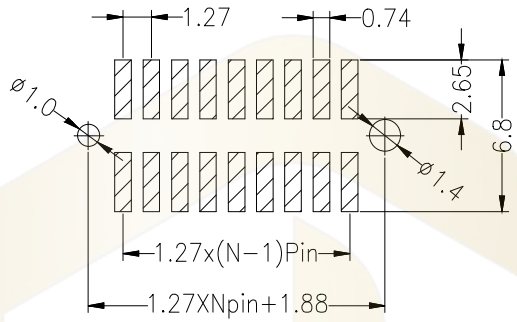

SPECIFICATIONS
Rated Current:1.0AMP
Contact Resistance:20mΩMax
Withstand Voltage:500V AC/DC
Insulation Resistance:1000MΩMin
Operation Temperature:−40°c to +105°c

Contact Material:Brass
Contact Plating:Au or Sn Over Ni
Insulator Material:Polyester(UL94V−0)
Standard: PA6T
Max.Processing Temp: 230°C for 30−60 seconds
(260°C for 10 seconds)

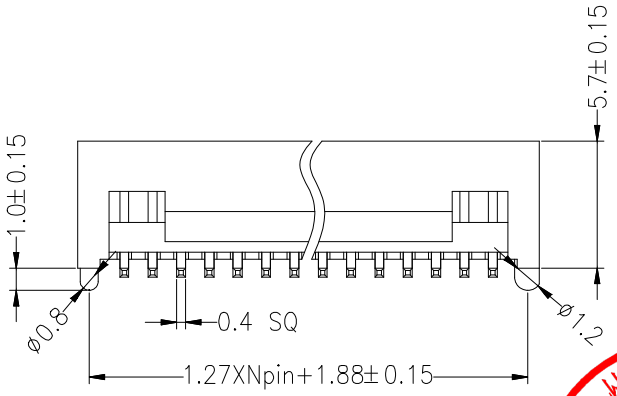

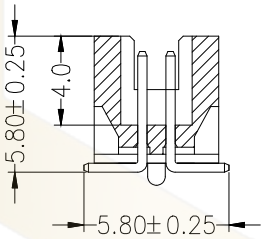

P=With Post

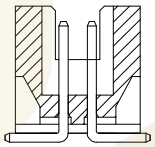

默认=Without Post

Ordering Information

HC-JN 127 - * - N - S - * - ** - P

- No.of Rows: 1=Single Row, 2=Dual Row
- No.of Pins: 10−100Pin
- Type: 2=直针, W=弯针, S=立贴, WS=弯贴
- Length (Plastic): (塑高)
- Contact Plating: G0:Gold Flash, G1:1.5u" Gold, G2:2u" Gold, G3:3u" Gold, G5:5u" Gold, S0:Gold Flash/Tin, S1:Tin
- With Post: (带柱)

深圳市华灿天禄电子有限公司 工程专用章

			GENERL TOLERANCE	制 图 DRAWING		深圳市华灿天禄电子有限公司 ShenzhenhuacantianluELECTRONICS CO.,LTD		
			DIM TOL	审 核 CHECK				
			X.X ±0.30	批 准 APPROVAL		产品名称 TITLE	简牛1.27 双排 贴片	版 本 REV. A
1	初版发行		X.XX ±0.20	比 例 SCALE		产品料号 PART NO.	HC-JN127-2-N-S-5.7-XX	单 位 UNITS mm
序号 No.	变更内容 MODIFY CONTENT	日 期 MODIFY DATE	X.XXX ±0.10	投 影 Projection		材 料 MATERIAL		页 次 SHEET 1/1
			Angle ±3.0°					